

The Intermec logo, featuring the word "Intermec" in a bold, blue, sans-serif font with a stylized blue and white graphic element to the left.

## Quick Start Guide



## Sabre 1400 Hand-held Scanner

---

# Introduction

Use this Quick Start Guide to set up the Sabre 1400 for most terminal connections and symbologies. If necessary, use the EasySet setup software for additional configuration possibilities and terminal connections.

## Full setup

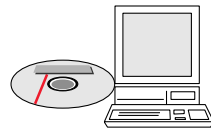
Configuración completa

Configuration complète

Vollständige Konfiguration

Configurazione completa

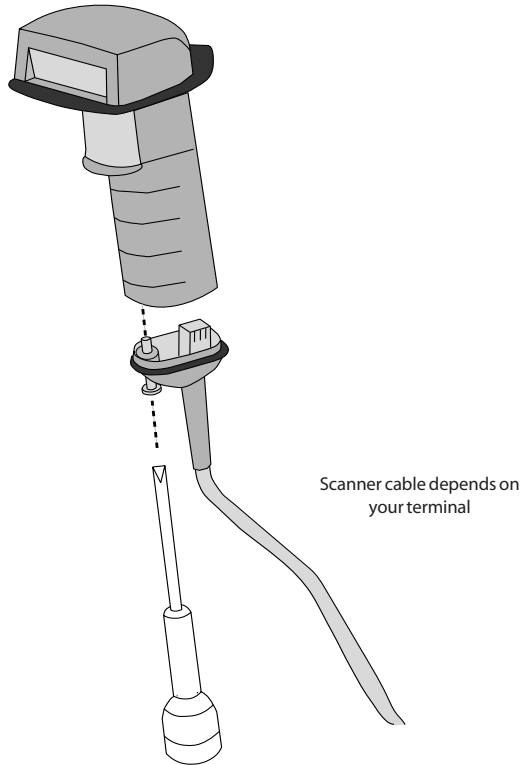
Configuração completa



EasySet setup software  
(on the CD-ROM)

---

# Connect scanner cable



- With the Sabre 1400 :
- Do not use Sabre 1551A, B, or C cables.
  - **Do not use DEC VT 220 cable for Sabre 1551E (3-604037-11) (may damage the Sabre 1400).**

Cables and accessories

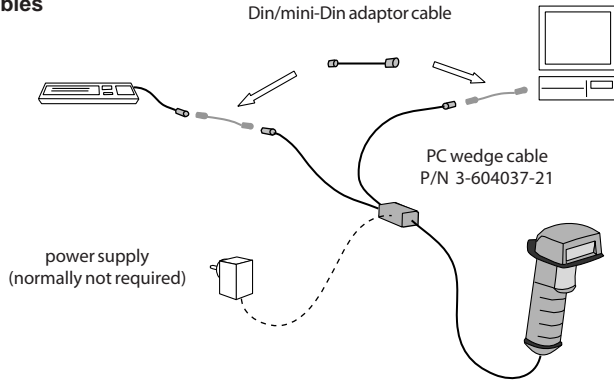


# Keyboard wedge (for PC)

1 System power OFF



2 Connect cables




3 System power ON



4 Select keyboard


QWERTY US English



AZERTY French




QWERTZ German



QWERTZ Swiss / French




QWERTY Swedish / Finnish



QWERTY Italian




QWERTY Norwegian



QWERTY Danish



QWERTY Spanish



QWERTY Portuguese




## 5 Customize parameters (optional)

(\*) = default value

Postamble = Enter (\*)




Postamble = Carriage Return



Postamble = none



Postamble = Tab

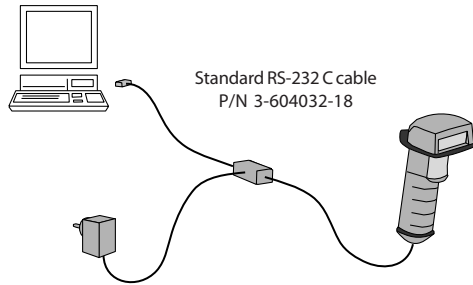


# RS-232 C

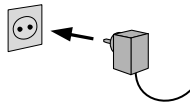
1 System power OFF



2 Connect cables



3 Scanner power ON



4 System power ON



5 Read this code (standard RS-232 C  
PC serial port compatible)

9600 baud, 7 data bits, even parity, 2 stop bits  
postamble = carriage return + line feed



## 6 Customize parameters (optional)

(\*) = default value


9600 baud (\*)



19200 baud



7 data bits (\*)



8 data bits



Even parity (\*)



Odd parity



No parity



Postamble = Carriage Return + Line Feed (\*)



Postamble = Carriage Return



Postamble = none

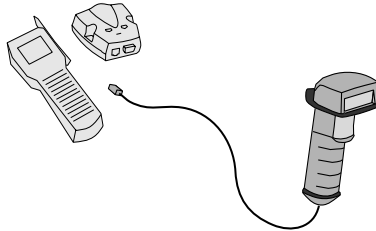


# Wand emulation

1 System power OFF



2 Connect cable




Wand emulation cable  
P/N 3-606031-13

3 System power ON



4 Wand emulation

Digital wand emulation



Analog wand emulation - Intermec interface, white high



# Symbology

---

**1** Disable all symbologies



**2** Select symbology

Code 39




UPC-A, UPC-E, EAN-8, EAN-13  
(UPC-A -> EAN-13)



Code 128 / EAN 128



UPC-A, UPC-E, EAN-8, EAN-13  
(UPC-A -> UPC-A)



---

# Test symbology



---

# Default setup



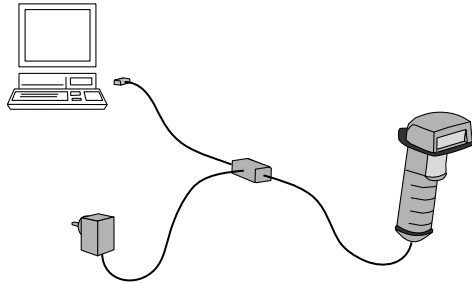
---

# Full setup with EasySet

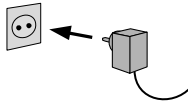
**1** System power OFF



**2** Connect RS-232 C cable  
(P/N 3-604032-18)



**3** Scanner power ON



**4** System power ON



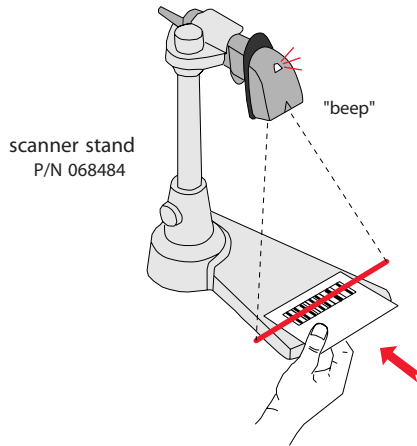

**5** Read this code



**6** Start EasySet software

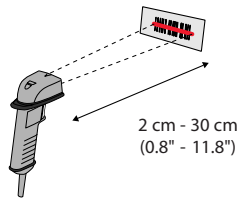


# Operation



---

# Reading distance



Typical average reading distance

---

# Regulatory statements

**CE** Intermec hereby declares that the Sabre 1400 has been tested and found compliant with the below listed standards as required by the EMC Directive 89/336/EEC as amended by 92/31/EEC and by the Low Voltage Directive 73/23/EEC as amended by 93/68/EEC: EN55022, EN55024, EN60950, EN 60825-1. This device is TÜV GS certified for safety: EN 60950 and EN 60825-1.

Class 1 LED product - safe when used in any reasonable operating conditions.

**USA:** This device complies with Part 15 of the FCC rules. Operation is subject to the following two conditions: (1) this device may not cause harmful interference, and (2) this device must accept any interference received, including interference that may cause undesired operation.

This equipment has been tested and found to comply with the limits for a Class A digital device, pursuant to part 15 of the FCC rules. These limits are designed to provide reasonable protection against harmful interference when the equipment is operated in a commercial environment. However, the equipment has also been tested and found to comply with the more stringent requirements for a Class B device, pursuant to Part 15 of FCC rules.

This equipment generates, uses and can radiate radio frequency energy and, if not installed and used in accordance with the instruction manual, may cause harmful interference to radio communications. Operation of this equipment in a residential area is likely to cause harmful interference in which case the user will be required to correct the interference at his own expense.

In order to maintain compliance with the FCC Rules, the I/O cables that interconnect between the device and any peripheral must be as specified by Intermec.

Caution: Changes or modifications not expressly approved by Intermec could void the user's authority to operate this equipment. This device is UL and cUL listed (UL 1950/C22.2 no. 950).

**Canada:** This Class A digital apparatus meets all requirements of the Canadian Interference-Causing Equipment Regulations. Cet appareil numérique de la classe A respecte toutes les exigences du Règlement sur le matériel brouilleur du Canada. Cet équipement est listé UL et cUL (UL 1950/C22.2 no. 950).

The information contained in this document is for informational purposes only and is subject to change without notice. No part of this document may be copied or reproduced in any manner without the prior written permission of Intermec Technologies Corporation.

Sabre products are covered by patents issued or pending in the USA and other countries.

The word Intermec and the Intermec logo, Sabre are either trademarks or registered trademarks of Intermec.

Throughout this document, trademarked names may be used. Rather than put a trademark (™ or ®) symbol in every occurrence of a trademarked name, we state that we are using the names only in an editorial fashion, and to the benefit of the trademark owner, with no intention of infringement.

EasySet® is a registered trademark of Intermec Technologies Corporation.

©2006 Intermec Technologies Corporation

All rights reserved.





---

**North America / Asia Pacific / Latin America** • 6001 36th Avenue West, PO Box 4280, Everett, WA 98203-9280  
Tel: +1 425 348 2600 • Fax: +1 425 348 2833 • U.S. service and technical support, tel: 1 800 755 5505 • Canadian service and technical support, tel: 1 800 668 7043

---

**Europe / Middle East / Africa** • Sovereign House, Vastern Road, Reading RG1 8BT, England • Tel: +44 (0)118 987 9400  
Fax: +44 (0)118 987 9401

---

**Internet:** <http://www.intermec.com>

---

**E-mail:** [info@intermec.com](mailto:info@intermec.com)

