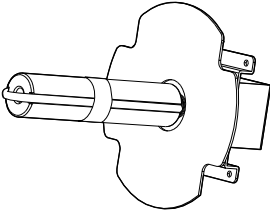
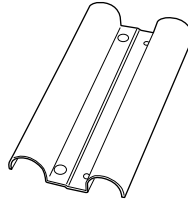


Internal Rewinder Installation Instructions

These instructions tell you how to install the Internal Rewinder in an EasyCoder PD41/PD42 printer. Use the internal rewriter to operate the printer in peel-off mode or batch takeup mode. The kit includes the following:



Rewinder module with liner retention clip



Liner retention guide



Four screws (M3x4.5)

Required Tools

To install the interface board in your printer, you need:

- Screwdriver, Phillips

Installing the Internal Rewinder

Before you begin installation, please acknowledge the following important safety note:

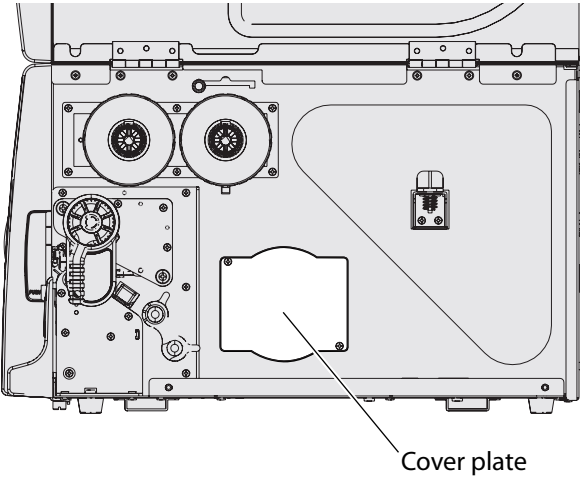


Follow ESD
Procedures

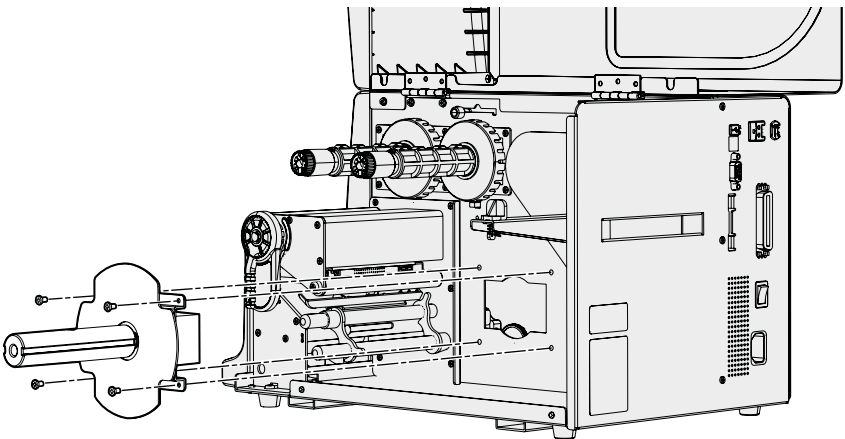
Take precautions against electrostatic discharge, for example, by wearing grounded wrist straps.

To install the internal rewriter

- 1 Open the side door of the printer.
- 2 Remove the two screws that hold the rewriter option cover plate in place. Keep the screws.



- 3 Remove the liner retention clip from the rewriter unit.
- 4 Attach the rewriter unit to the printer using two of the screws included in the kit with the two screws that were previously used to hold the cover plate in place.

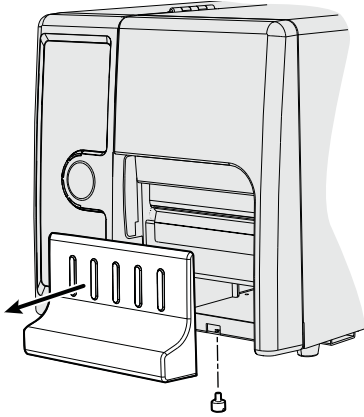


Using the Internal Rewinder for Batch Takeup Operation

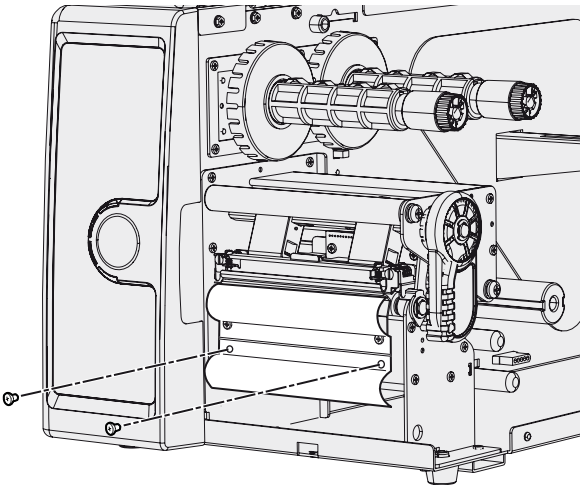
In batch takeup operation, labels are wound up on the internal rewriter instead of being peeled off at the tear bar. To be able to use the internal rewriter for batch takeup, you need to also install the liner retention guide.

To install the liner retention guide

- 1 Remove the thumbscrew to remove the front cover.



- 2 Use the two remaining screws to attach the liner retention guide to the print mechanism.



Loading Media in the Printer

For information on how to load the printer with media for peel-off or batch takeup operation, please refer to the *EasyCoder PD41 Printer User's Guide* (P/N 1-960652-xx) or the *EasyCoder PD42 Printer User's Guide* (P/N 934-009-xxx).



Worldwide Headquarters
6001 36th Avenue West
Everett, Washington 98203
U.S.A.

tel 425.348.2600

fax 425.355.9551

www.intermec.com

© 2007 Intermec Technologies
Corporation. All rights reserved.

EasyCoder PD41/PD42 Internal Rewinder Installation Instructions



P/N 1-960659-01